

31st ECVS Annual Scientific Meeting

July 7-9, 2022

Porto, Portugal



www.ecvs.org



ONLINE | Technical Sponsorship Guidelines



TABLE OF CONTENTS

Onsite Sponsoring Package	3
Online Sponsoring Package	4
Specifications of the ad material in proceedings	5
Other Specifications	5
Booth type in the Exhibition Area	6
Virtual Booth Details	7
Booth Background Explanation	8
Booth Example	9
Our Predefined Booth Example	9
Own Designed Booth Example	10
Contact Information	11

Onsite Sponsoring Package

31st Annual Scientific Meeting | 7-9 July 2022

	Diamond Package <small>limited to 2 non-competing sponsors per congress</small>	Platinum Package	Gold Package	Standard Package
Logo featured on congress website	✓ prime position	✓	✓	X
Roll-up banner in public areas**	✓ 3 roll-up banners	✓ 1 roll-up banner	X	X
Ad in printed Programme*	✓ 1/1 page, prime position	✓ 1/2 page	X	X
Congress bag insert**	✓ 2 congress bag inserts	✓ 1 congress bag insert	X	X
Pre-congress course (value: 5.000 €)	✓	X	X	X
Exclusive email announcement of sponsor's course with logo to the ECVS database	✓	X	X	X
Additional marketing value***	2.500,00 €	1.500,00 €	1.000,00 €	X
Package Prices	16 m ² 20.000,00 €	12 m ² 11.000,00 €	10 m ² 8.500,00 €	6 m ² 3.900,00 €

* Find the specifications on the page 5.

** To be produced and shipped by exhibitor.

*** The marketing value can be allocated freely as per the sponsor's choice and based on the respective year's official price list for sponsoring activities. The sponsor is free to use this amount for congress registration, an additional ad, Saturday evening dinner tickets, additional exhibitor passes, session sponsoring or any other activity (with the exception of further pre-congress courses).

Online Sponsoring Package

31st Annual Scientific Meeting | 7-9 July 2022

	Diamond Package <small>limited to 2 non-competing sponsors per congress</small>	Platinum Package	Gold Package	Standard Package
Virtual exhibition booth	Diamond	Platinum	Gold	Standard
Advertising banners	✓ 3 banners	✓ 2 banners	✗	✗
Logo featured on congress website	✓ prime position	✓	✓	✗
Sponsor listing on congress website	✓	✓	✓	✓
Logo featured in online programme	✓	✓	✓	✗
Sponsor listing in online programme	✓	✓	✓	✓
Ad in PDF proceedings*	✓ 1/1 page, prime position	✓ 1/2 page, prime position	✗	✗
Banner in online proceedings*	✓ 3 banners	✓ 2 banners	✓ 1 banner	✗
Virtual congress bag onsert	✓ 2 congress bag onserts	✓ 1 congress bag onsert	✗	✗
Company slides between sessions	✓ 3 slides	✓ 2 slides	✓ 1 slide	✗
6 months visibility on the platform	✓	✓	✓	✓

* Find the specifications on the page 5.

A. SPECIFICATIONS OF THE AD MATERIAL IN PROCEEDINGS

Please refer to your level of sponsoring

1/1 page ad in PDF proceedings and printed Programme

A4 portrait PDF - 210mm x 297mm - no bleed or trim marks needed - RGB or CMYK colours - all fonts embedded - photos 300 DPI min - line art/rasterized logos 300 DPI min.

Banner in Online proceedings

702 x 160 pixel JPG or PNG at 72 DPI in RGB.

1/2 page ad in PDF proceedings and printed Programme

A5 landscape PDF - 210mm x 148mm - no bleed or trim marks needed - RGB or CMYK colours - all fonts embedded - photos 300 DPI min - line art/rasterized logos 300 DPI min.

Kindly note that all material must be sent to ecvs@humacom.com no later than June 1st, 2022

B. OTHER SPECIFICATIONS (following your sponsorship level)

Advertising Banners

Diamond : 3 banners
(2 in Lobby, 1 in channel 1) :
160 x 260 px, portrait, jpg

Platinum : 2 banners
(1 in Lobby, 1 in channel 3) :
160 x 260 px, portrait, jpg

Ad to be inserted in the Online Congress bag

PDF, less than 3mb + thumbnails
A4, JPG

Ad to be inserted in the Onsite Congress bag

Format as per your convenience

Company slides Between Session Online & Onsite

Diamond : x3 - 1920 x 1080 px,
landscape, jpg

Platinum : x2 - 1920 x 1080 px,
landscape, jpg


Gold : x1 - 1920 x 1080 px,
landscape, jpg

Kindly note that all material must be sent to ecvs@humacom.com no later than June 1st, 2022

C. BOOTH TYPE IN THE EXHIBITION AREA

Visualisation based on ECVS 2021 online Annual Scientific Meeting

Booth Diamond



Medtronic

Booth Platinum



Booth Gold



Booth Standard



Layout Sample Virtual Exhibition Overview (As example)




D. VIRTUAL BOOTH DETAILS

Each virtual booth consists in:

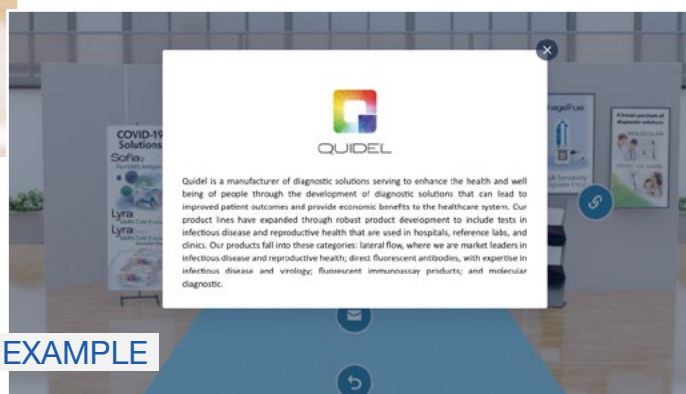
- A customized booth background (pre-defined or fully designed by you, see explanation on the following pages)
- Different click zones, buttons with pop-up opening (depending on the booth type)

	Diamond	Platinum	Gold	Standard
Contact details	✓	✓	✓	✓
Files Pop-up	10	6	4	2
Video link in Embedded player	6	4	2	1
External links	6	4	2	2
Banners	3	2	1	1
6 months visibility in the virtual exhibition area	✓	✓	✓	✓

BOOTH EXAMPLE



POP-UP EXAMPLE



E. BOOTH BACKGROUND EXPLANATION

In order to build your virtual booth, we need to start with a background image. You can either fully design your own booth, or you can choose our predefined background.

Please find here below the different steps:

	Your own design	Our predefined design
STEP 1	<p>Create internally your design, with the following specs:</p> <ul style="list-style-type: none"> • JPG • 1920 x 1080 px • RVB 	<p>Following your booth type, you will have the following:</p> <ul style="list-style-type: none"> • Diamond & Platinum : Pre-defined A • Gold & Standard : Pre-defined B
STEP 2	<p>Provide us with:</p> <ul style="list-style-type: none"> • Your design • A map of your booth, showing the exact location of each element • All the individual elements of your booth type (see table on the previous page) <p>Deadline to send all your content to ecvs@humacom.com: June 1st, 2022 Verification of compliance with your booth type's elements will be made</p>	<p>Provide us with:</p> <ul style="list-style-type: none"> • The visuals to customize your booth (information & specs communicated in email) • A map of your booth, showing the exact location of each elements • All the individual elements of your booth type (see table on the previous page)
STEP 3	<p>Once your booth is realized, we send you access code to the virtual platform, for you to check that everything is as you wish</p>	

PREDEFINED A



Items to provide

- 210 x 440 px, portrait, jpg
- 290 x 575 px, portrait, jpg
- 430 x 252 px, landscape, jpg
- 555 x 145 px, landscape, jpg

PREDEFINED B

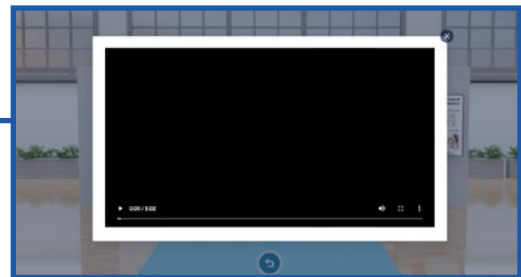


- 330 x 195 px, landscape, jpg
- 185 x 315 px, portrait, jpg
- 280 x 205 px, landscape, jpg
- 210 x 490 px, portrait, jpg

F. BOOTH EXAMPLE

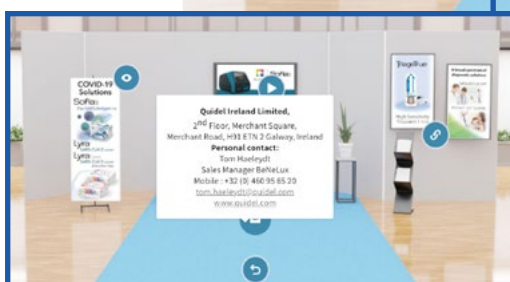

Our Predefined Design Example

Embedded video player

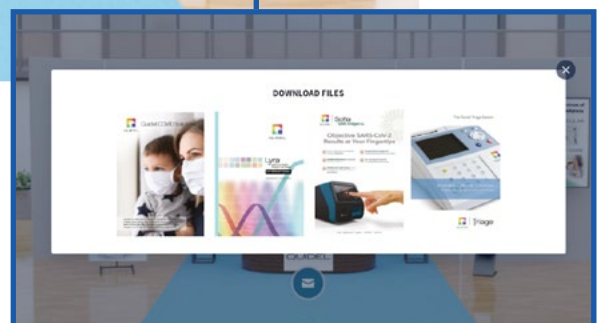


External link

Takes you to the corresponding page



Contact details

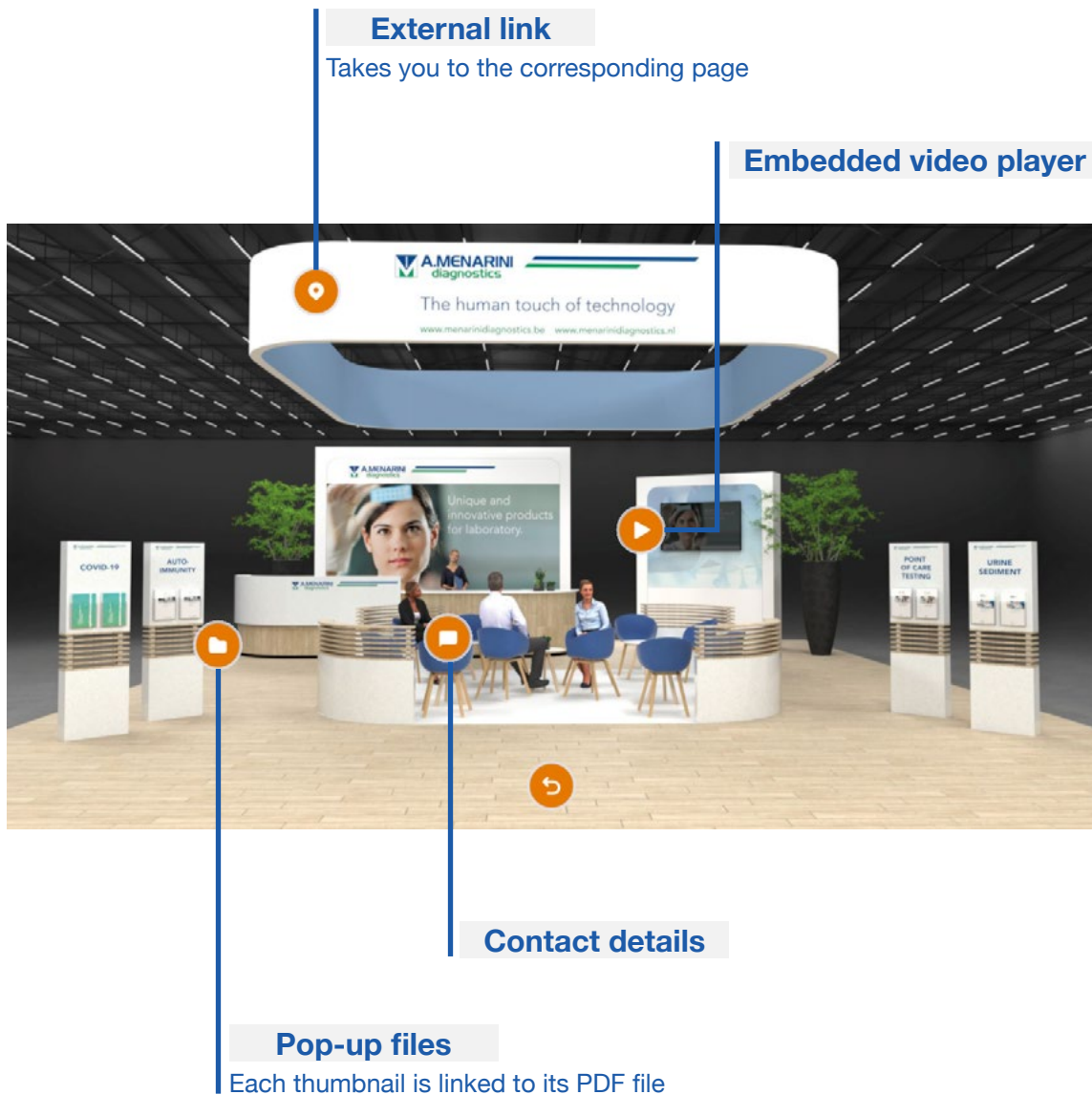


Pop-up files

Each thumbnail is linked to its PDF file

F. BOOTH EXAMPLE

Own Designed Booth Example



CONTACT INFORMATION

Sophie Leisten
Project Manager
leisten@humacom.com

